



Module One: Setting the Scene

[Build Content](#) ▾[Assessments](#) ▾[Tools](#) ▾[Partner Content](#) ▾

Welcome & Objectives

We'll begin our course by immersing ourselves fully in Charles Dickens' timeless tale of greed, ghosts, goose, and redemption. A Christmas Carol is the quintessential holiday tale and everyone from [Disney](#) to [Lifetime](#) and even [Sweet Valley High](#) have borrowed liberally from the classic plot. There's even [an enormous reenactment event](#) that takes place in San Francisco inside a 3-acre event hall where scenes from the novel are played out for 5-weeks each year. It's [quite the experience](#) and I highly recommend going if you ever have the chance.

It's often noted that Charles Dickens is the father of the modern Christmas and he's credited with bringing the holiday back into vogue during the Victorian Era. Before we can mingle with Fezziwig and gossip with cousin Fred though we really should set the scene for our festive literary adventure. This week's readings will give you an overview of Victorian London, a brief look at a few of Dickens' additional Christmas focused stories, and you'll have a chance to think like Macgyver when you find yourself suddenly transported into the past. You'll also be introduced to our "Pinterest Unit Activity" which you'll complete over the next five weeks. Welcome to the class!



Objectives

- Students will investigate the historical context of Victorian Christmas customs.
- Students will investigate the historical context of Victorian London.
- Students will explore additional works of fiction and films related to Christmas holiday traditions during the Victorian era.







Readings & Media


Note: Whenever possible any web based resources have also been uploaded as PDFs just in case one of those pesky domains goes

down while you're trying to do your homework.

Please Read the Following Required Items:

- [Overview: Victorian Britain](#) [PDF ]
- [Charles Dickens's London](#) [PDF ]
- [Dickens & Christmas](#)
- [A Christmas Dinner](#) by Charles Dickens (1836) [PDF ]
- [The New Year](#) by Charles Dickens (1836) [PDF ]
- The Introduction to The Annotated Christmas Carol (Pages xiii – lxiii aka pages 13 – 63)

Optional Resources

- [Dickens Map of London](#) [PDF ]
- [Topical Information on Victorians](#)
- [BBC Victorian Farm Christmas](#) (60 minutes) **Note:** This video doesn't take place in London but it does give you an interesting counterview of city life vs. country life in this era.



Enabled: Review

On the class sidebar you'll notice a link titled "Achievements Unlocked." This is simply a gamification addition to the course for (hopefully) your fun and amusement. Throughout the next 10 weeks the successful completion of certain activities, assignments, discussion submissions etc... will unlock various badges. By the end of the class your goal will be to have collected all of the available badges. If you aren't familiar with badges and gamification [this wiki](#) will give you an overview of the topic. **Click on the "Mark Reviewed" button located on this item for an example.**

I look forward to hearing your feedback on the process at the end of our time together.

Good Luck!



Charles Dickens Welcomes You!

Enabled: Adaptive Release

Congratulations! Charles Dickens welcomes you to Victorian, London and wishes you a the best of luck in the course.



Getting to Know You

Please review [the provided questionnaire](#) and submit your answers **by Friday**.

A Literary Christmas



What's Your Name?

Where Do You Live?

What Are You Hoping to Learn More About in Our Seminar?

Where Will the Computer Be Located That You'll Use for Our Class Work?

- At Home
- At Work
- The Local Library
- Other:



The Annotated Christmas Carol Introduction Scavenger Hunt

Please complete this activity after reading through the introduction of your text. The quiz should be submitted **by Sunday**.



Ice Breaker: Lost in London Survival Kit



Now that you've oriented yourself firmly in the Victorian era via this week's readings imagine for a moment that while taking a leisurely walk on a snowy evening in your hometown you stumble into a worm hole which has broken the fabric between time and space. One second you're in the 21st century, you blink, and the scene that unfolds in front of your eyes is completely different. You've been transported back in time to 1843! The streets of London are bustling with carriages and top-hat clad men and the smell of chestnuts wafts in the air. In addition, (horror of horrors!) your iPhone is no where to be found. What are you going to do?! After rushing off onto a deserted side street you try to collect your thoughts. If you're going to make it through this ordeal you'll definitely need a little assistance.

What people, places, or artifacts would you seek out (please write about at least 3) to ensure that your adventure and eventual return to reality is a

success?

Please post your Lost in London Survival Kit Ideas in the discussion board **by Friday**. Then review your classmates' postings and provide them with feedback on their selections **by Sunday**. In your opinion have they chosen items that will allow them to successfully navigate this adventure?



Pinterest Character Board Project: Part I

This week we've examined quite a bit of historical information about the Victorians, their daily lives and habits, as well as their Christmas festivities paying close attention to the activities and traditions that still remain commonplace in our homes to this day.

During the next 4 weeks of our class we'll continue our journey back in time by delving into Charles Dickens's quintessential holiday classic: A Christmas Carol and preparing for our unit assignment which will culminate in a role playing activity revolving around the unique personalities we'll soon encounter in Dickens's novel.

This task will be curated in Pinterest where you'll gather pins in 3 separate specialized boards. These individual collections should hold significant importance to your chosen character. You'll then have the opportunity to provide your fellow classmates with a unique peer review of their projects – in character.

But, before we get overwhelmed with too many details I'd like to provide you with a few links to some sample character boards and online resources for you to look through. Hopefully these examples will help you begin to get your creativity flowing.

- The "[Living in](#)" Series on Design Sponge
- [An Anne of Green Gables Tea Party](#)
- [An Anne of Green Gables Wedding](#)
- [Miss Havisham's House](#)
- [What Mr. Darcy Wore](#)
- [221 B Baker Street](#)

For your information, the overarching schedule for this project will work as follows. This week's portion of the activity is shaded in

green:

Week	Portion of the Activity Due
Week One <input type="checkbox"/>	Review the recommended Pinterest board examples referenced in the module.
Week Two <input type="checkbox"/>	Sign-up for a Pinterest account and practice pinning items if you are not familiar with the tool. Start to begin thinking about which character in the book you'd like to work with and portray. Share the url of your Pinterest Profile in the indicated class discussion forum. Follow all of your classmates' accounts.
Week Three <input type="checkbox"/>	Select the character you will work with via the sign-up sheet provided in the class wiki. Begin to create boards (collections) specific to your choice and start pinning items. Make sure to review/ keep in mind the historical context of the Victorian era, especially if you are unsure if your character would eat, wear, use etc...a certain item.
Week Four <input type="checkbox"/>	Finalize your collection of boards on Pinterest and post the URL of the items to the appropriate forum in the class discussion board. Prepare a short narrative to include with your project where you discuss your thinking and rationale for the items you selected for your character.
Week Five <input type="checkbox"/>	Review the boards of your classmates and select 3 to respond to in character. Be sure to sign each of your comments to your classmates with the name of your character. You'll want to make it clear that you're "being" Tiny Tim or Scrooge

and not Katherine Jones or Patrick Smith.

Note: All rubrics for the unit assignment can be found in the folder located on the course menu.



Checklist

- Submit the Getting to Know You Survey by Friday
- Complete the required readings by Friday
- Post your Lost in London Survival Kit ideas to the discussion board by Friday
- Complete the Annotated Christmas Carol Scavenger Hunt by Sunday
- Respond to your classmate's kit ideas by Sunday